




PANEL

POLYCARBONATE



TRAPEZOIDAL





About Us

Binaks Solutions is a noteworthy international provider of high-quality insulation and construction materials. We provide innovative products that save energy and are environmentally friendly. Our firm, which began operations in 1978, has previously given services in a variety of areas and has lately supplied producing and offering services on construction and insulating materials. It continues to operate under the Biso trademark for the insulating material company. Our work for the distributor network in this area is progressing quickly.

Our Vision

Binaks Solutions applies its expertise and experience to both domestic and international projects. It provides the maximum degree of client satisfaction by providing the needed solutions in the most suitable and high-quality manner.

Our Mission

Binaks Solutions' skilled and trained team members aspire to be the solution partner for all types of retail investors by combining new and progressive ways.

OUR BASIC VALUES

- Customer and employee satisfaction
- Quality and a focus on results
- Creativity and innovation
- Efficiency and Productivity
- Environmentalism and sustainability
- Observance of the Law

OUR ETHICAL VALUES

- Respect
- Honesty & Reliability
- Responsibility
- Loyalty, Justice & Integrity
- Transparency
- Privacy

SANDWICH PANEL


Sandwich Panel

The sandwich panel, which is a composite product, consists of two metal surfaces and an insulating material. The preservation of the long-lasting structure of the sandwich panels depends on the design of the product components by choosing the right technical specifications according to the needs of the building, the environment and climatic conditions.


Sandwich Panel Usage Areas

Sandwich panels are generally used in industrial facilities, commercial buildings, cold stores, social structures, power plants, agriculture and livestock structures.

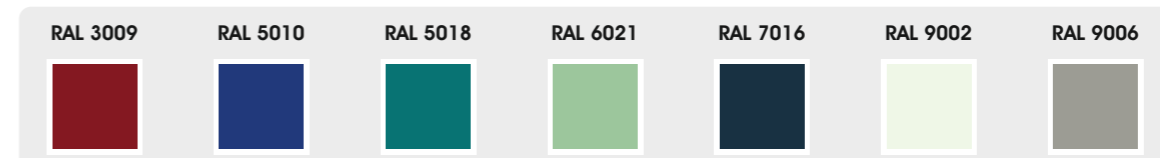
SANDWICH PANEL ROOF SYSTEM



SANDWICH PANEL WALL SYSTEM

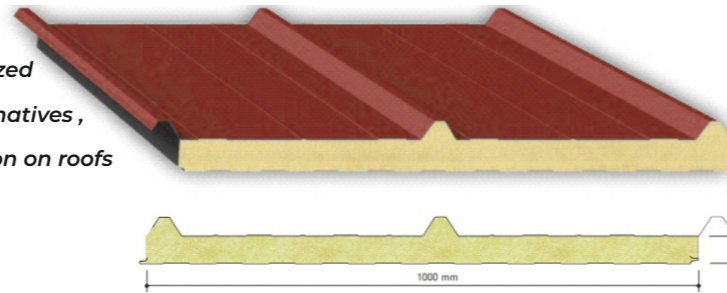


STANDARD COLOUR OPTIONS



PUR/PIR Insulated 3 Ribs Roof Panel

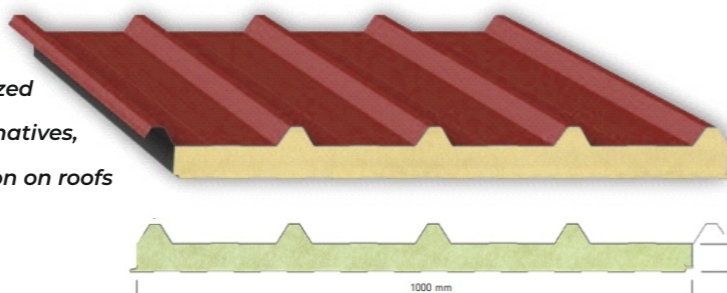
3 ribs profiled outer sheet, Prepainted galvanized steel or aluminum inner and outer sheet alternatives, Production in various color options, Application on roofs with a slope higher than 5%



Sandwich Panel Type	Insulation Density	Thickness mm max. / min.	External Sheets Thickness max. / min. (mm)	Internal Sheets Thickness (mm)	Coating	Min. Length (mm)	Max. Length (mm) for Truck	Max. Length (mm) for Container
Roof Panel 3 Ribs Polyuretane / Polyisocyanurate	Polyurethane 40 (±2) kg/m ³ / Polyisocyanurate 41 (±2) kg/m ³	30 mm - 100 mm	0.30-0.80	0.20-0.80	Polyester/ PVDF/ Plastisol	2000	13600	11950

PUR/PIR Insulated 5 Ribs Roof Panel

5 ribs profiled outer sheet, Prepainted galvanized steel or aluminum inner and outer sheet alternatives, Production in various color options, Application on roofs with a slope higher than 5%



Sandwich Panel Type	Insulation Density	Thickness mm max. / min.	External Sheets Thickness max. / min. (mm)	External Sheets Thickness (mm)	Coating	Min. Length (mm)	Max. Length (mm) for Truck	Max. Length (mm) for Container
Roof Panel 5 Ribs Polyuretane- Polyisocyanurate	Polyurethane 40 (±2) kg/m ³ / Polyisocyanurate 41 (±2) kg/m ³	30 mm - 100 mm	0.30-0.80	0.20-0.80	Polyester/ PVDF/ Plastisol	2000	13600	11950

B'ISO SOLAR PANEL


4 ribs profiled outer sheet is compatible with the solar panels, Prepainted galvanized steel or aluminum inner and outer sheet alternatives, Production in various color options, Application on roofs with a slope higher than 5%, The design of clamp allows solar panel is assembled to panel without drilling.



Sandwich Panel Type	Insulation Density	Thickness mm max. / min.	External Sheets Thickness max. / min. (mm)	External Sheets Thickness (mm)	Coating	Min. Length (mm)	Max. Length (mm) for Truck	Max. Length (mm) for Container
SS Solar Panel	Polyurethane 40 (±2) kg/m ³ / Polyisocyanurate 41 (±2) kg/m ³	40 mm - 100 mm	0.50-0.70	0.40-0.70	Polyester/ PVDF/ Plastisol	3000	13600	11950

SOLAR CAPPED PANEL


4 ribs profiled outer sheet is compatible with the solar panels, Prepainted galvanized steel or aluminum inner and outer sheet alternatives, Production in various color options, Application on roofs with a slope higher than 5%, The design of clamp allows solar panel is assembled to panel without drilling, Optionally a capped system combination can be made.



Sandwich Panel Type	Insulation Density	Thickness mm max. / min.	External Sheets Thickness max. / min. (mm)	Internal Sheets Thickness (mm)	Coating	Min. Length (mm)	Max. Length (mm) for Truck	Max. Length (mm) for Container
Solar Capped Panel	Polyurethane 40 (±2) kg/m ³ / Polyisocyanurate 41 (±2) kg/m ³	40 mm - 100 mm	0.50-0.70	0.40-0.70	Polyester/ PVDF/ Plastisol	3000	13600	11950

PUR INSULATED 5 RIBS MEMBRANE ROOF PANEL-SINGLE SHEET

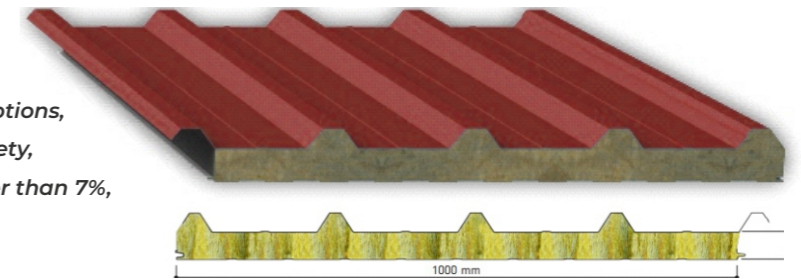
5 ribs profiled inner sheet, Inner sheet is prepainted galvanized steel, outer sheet is PVC Membrane, Production in various color options, Application of flat roofs and roofs with a slope lower than 5%, PVC Membrane thickness options 1,20 mm or 1,50 mm



Sandwich Panel Type	Insulation Density	Thickness mm max. / min.	External Sheets Thickness max. / min. (mm)	External Sheets Thickness (mm)	Coating	Min. Length (mm)	Max. Length (mm) for Truck	Max. Length (mm) for Container
N5m Membrane Roof Panel	Polyurethane 40 (±2) kg/m ³ / Polyisocyanurate 41 (±2) kg/m ³	40 mm - 100 mm	1,2	0.50-0.80	Polyester/ PVDF/ Plastisol	3000	13600	11950

ROCK WOOL INSULATED 5 RIBS ROOF PANEL

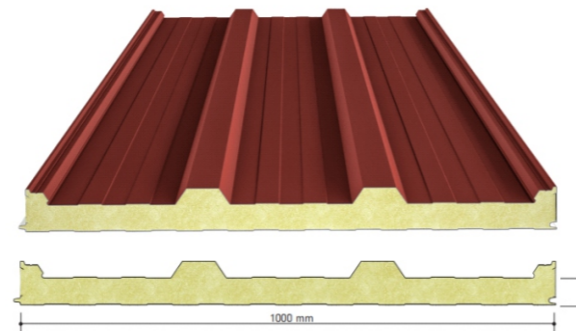
5 ribs profiled outer sheet, Prepainted galvanized steel inner and outer sheet material, Production in various color options, Usage in buildings that require fire safety, Application on roofs with a slope higher than 7%, Sound insulation performance is high.



Sandwich Panel Type	Insulation Density	Thickness mm max. / min.	External Sheets Thickness max. / min. (mm)	External Sheets Thickness (mm)	Coating	Min. Length (mm)	Max. Length (mm) for Truck	Max. Length (mm) for Container
5 Ribs Rockwool Roof Panel	100 (±10) kg/m ³	50 mm - 150 mm	0.50-0.80	0.50-0.80	Polyester/ PVDF/ Plastisol	2000	13600	11950

PUR/PIR 4 RIBS ROOF PANEL


4 ribs profiled outer sheet, Prepainted galvanized steel or aluminum inner and outer sheet alternatives, Production in various color options, Application on roofs with a slope higher than 5%



Sandwich Panel Type	Insulation Density	Thickness mm max. / min.	External Sheets Thickness max. / min. (mm)	External Sheets Thickness (mm)	Coating	Min. Length (mm)	Max. Length (mm) for Truck	Max. Length (mm) for Container
R4 Roof Panel	Polyurethane 40 (±2) kg/m ³ / Polyisocyanurate 41 (±2) kg/m ³	40 mm - 100 mm	0.50-0.70	0.40-0.70	Polyester/ PVDF/ Plastisol	3000	13600	11950

ROCK WOOL INSULATED 5 RIBS MEMBRANE ROOF PANEL – SINGLE SHEET


5 ribs profiled inner sheet, Inner sheet is prepainted galvanized steel, outer sheet is PVC Membrane, Production in various color options, Usage in buildings that require fire safety, Application of terrace roofs and roofs with a slope lower than 5%, PVC membrane thickness options 1,20 mm and 1,50 mm



Sandwich Panel Type	Insulation Density	Thickness mm max. / min.	External Sheets Thickness max. / min. (mm)	External Sheets Thickness (mm)	Coating	Min. Length (mm)	Max. Length (mm) for Truck	Max. Length (mm) for Container
N5m Membrane Rockwool Roof Panel	Polyurethane 40 (±2) kg/m ³ / Polyisocyanurate 41 (±2) kg/m ³	40 mm - 100 mm	1,2	0.50-0.80	Polyester/ PVDF/ Plastisol	3000	13600	11950

PUR/PIR Insulated Standart Wall Panel


Lined, micro lined and deep lined surface type options, Prepainted galvanized steel or aluminum inner and outer sheet alternatives, Production in various color options, External fixing joint detail, Both vertical and horizontal cladding.



Sandwich Panel Type	Insulation Density	Thickness mm max. / min.	External Sheets Thickness max. / min. (mm)	External Sheets Thickness (mm)	Coating	Min. Lenght (mm)	Max. Lenght (mm) for Truck	Max. Lenght (mm) for Container
Wall Panel Polyuretane /Polyisocyanurate	Polyurethane 40 (±2) kg/m ³ / Polyisocyanurate 41 (±2) kg/m ³	40 mm - 100 mm	0.30-0.80	0.20-0.80	Polyester/ PVDF/ Plastisol	2000	13600	11950

PUR/PIR INSULATED MICRO WALL PANEL


Micro lined surface type, Prepainted galvanized steel or aluminum inner and outer sheet alternatives, Production in various color options, External fixing joint detail, Both vertical and horizontal cladding.



Sandwich Panel Type	Insulation Density	Thickness mm max. / min.	External Sheets Thickness max. / min. (mm)	Internal Sheets Thickness (mm)	Coating	Min. Lenght (mm)	Max. Lenght (mm) for Truck	Max. Lenght (mm) for Container
Micro Wall Panel	Polyurethane 40 (±2) kg/m ³ / Polyisocyanurate 41 (±2) kg/m ³	50 mm - 100 mm	0.40-0.80	0.40-0.80	Polyester/ PVDF/ Plastisol	3000	13600	11950

PUR/PIR SINUS WALL PANEL


·Sinus surface type, Prepainted galvanized steel or aluminum inner and outer sheet alternatives, Production in various color options, Secret fixing joint detail, Both vertical and horizontal cladding.



Sandwich Panel Type	Insulation Density	Thickness mm max. / min.	External Sheets Thickness max. / min. (mm)	External Sheets Thickness (mm)	Coating	Min. Lenght (mm)	Max. Lenght (mm) for Truck	Max. Lenght (mm) for Container
Sinus Wall Panel	Polyurethane 40 (±2) kg/m ³ / Polyisocyanurate 41 (±2) kg/m ³	50-60-80 mm	0.50	0.40-0.50	Polyester/ PVDF/ Plastisol	3000	13600	11950

ROCK WOOL INSULATED STANDART WALL PANEL


Micro lined surface type, Coated galvanize sheet inner and outer surface material, Production in various color options, External fixing joint detail, Both vertical and horizontal cladding, Usage in buildings that require fire safety, It has high performance in sound insulation as well as thermal insulation.



Sandwich Panel Type	Insulation Density	Thickness mm max. / min.	External Sheets Thickness max. / min. (mm)	Internal Sheets Thickness (mm)	Coating	Min. Lenght (mm)	Max. Lenght (mm) for Truck	Max. Lenght (mm) for Container
Rockwool Wall Panel	100 (±10) kg/m ³	50 mm - 150 mm	0.50-0.80	0.50-0.80	Polyester/ PVDF/ Plastisol	2000	13600	11950

ROCK WOOL INSULATED MICRO WALL PANEL


Micro lined surface type, Coated galvanize sheet inner and outer surface material, Production in various color options, External fixing joint detail, Both vertical and horizontal cladding, Usage in buildings that require fire safety



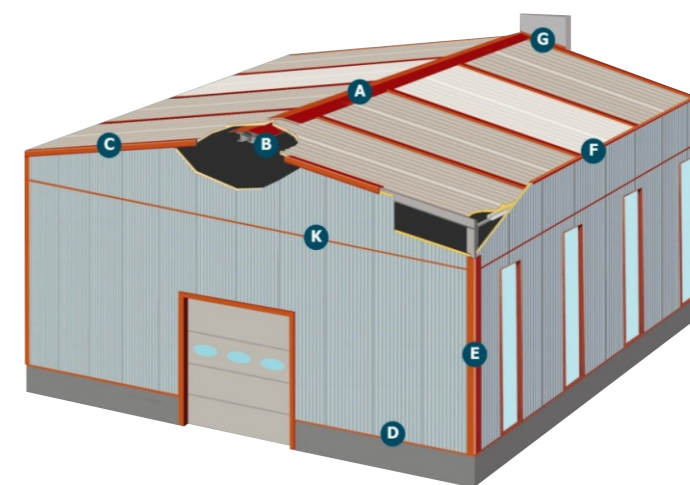
Sandwich Panel Type	Insulation Density	Thickness mm max. / min.	External Sheets Thickness max. / min. (mm)	Internal Sheets Thickness (mm)	Coating	Min. Length (mm)	Max. Length (mm) for Truck	Max. Length (mm) for Container
Micro Wall Panel	100 (±10) kg/m ³	50 mm - 150 mm	0.50-0.70	0.50-0.70	Polyester/PVDF/Plastisol	3000	13600	11950

PUR/PIR COLD STORAGE SANDWICH PANEL

Lined and flat surface type options, Prepainted galvanized steel, stainless steel or PVC film laminated inner and outer sheet alternatives, Core thickness options 80-100-120-150-180-200 mm

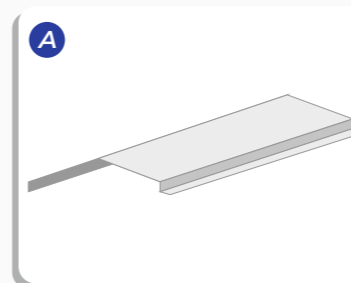


Sandwich Panel Type	Insulation Density	Thickness mm max. / min.	External Sheets Thickness max. / min. (mm)	External Sheets Thickness (mm)	Coating	Min. Length (mm)	Max. Length (mm) for Truck	Max. Length (mm) for Container
Cold Storage Panel	40 (±2) kg/m ³	80 mm - 200 mm	0.40-0.80	0.40-0.80	Polyester/PVDF/Plastisol	2000	13600	11950




ACCESSORIES

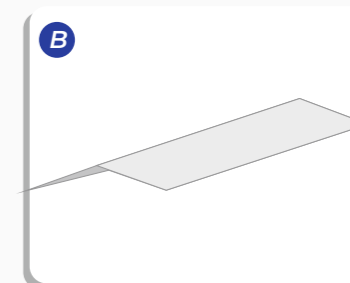
External Ridge Flashing



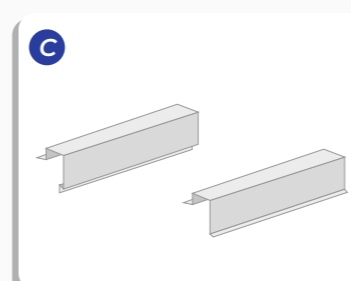
External Ridge Flashing



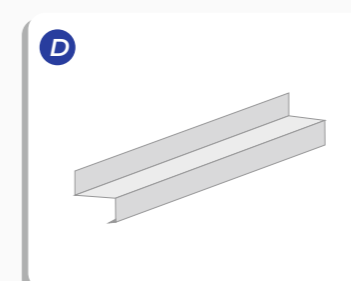
Internal Ridge Flashing



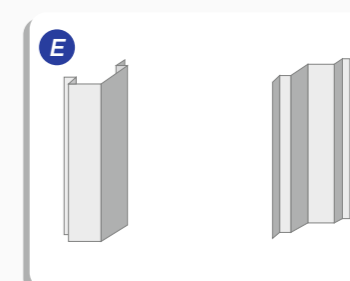
Shed Ridge Flashing



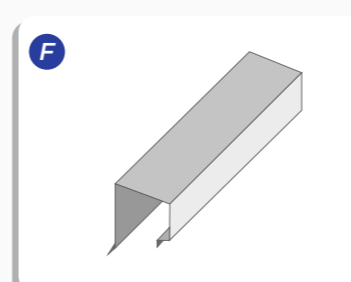
End Wall Flashing



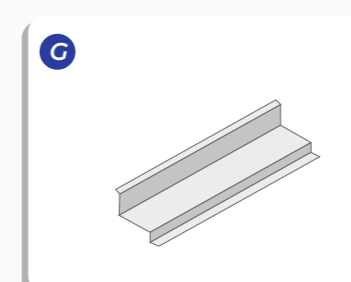
External and Internal Corner Flashing




Coping Flashing



Sill Flashing



Wall Addings Flashing




Special accessory profiles in the thickness range of 0.40 mm - 0.70 mm can be produced if technical drawing specifications and measurements are supplied with us.

Corrugated Sheet

Trapezoidal sheets made of prepainted galvanized sheet or aluminium are used in uninsulated roof and wall cladding of buildings, as well as in the construction of prefabricated buildings, warehouses etc. and interior-exterior wall decoration.

Corrugated Sheet Usage Areas


It is used in interior and exterior wall applications in industrial projects and construction sites such as factories, prefabricated buildings, warehouses, animal farms.




CORRUGATED SHEET TYPES




BS38/151 FORM
6 RIBS ROOF AND WALL




BS38/151 FORM
7 RIBS ROOF AND WALL




BS38/151 FORM 7 RIBS
ACOUSTIC ROOF AND WALL



BS27/200 FORM
5 RIBS ROOF AND WALL




BS27/200 FORM
6 RIBS ROOF AND WALL




BS9/32 STOR FORM
CORRUGATED SHEET




18/76 Sinus Form Roof and
Wall Corrugated Sheet




BS75/275 FORM
ROOF CORRUGATED SHEET



BS55/225 FORM
ROOF AND WALL

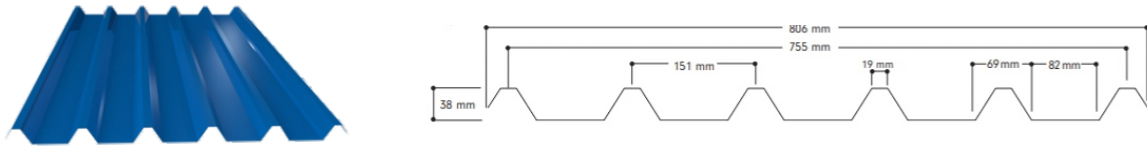


BS53/333 DECK FORM
CORRUGATED SHEET



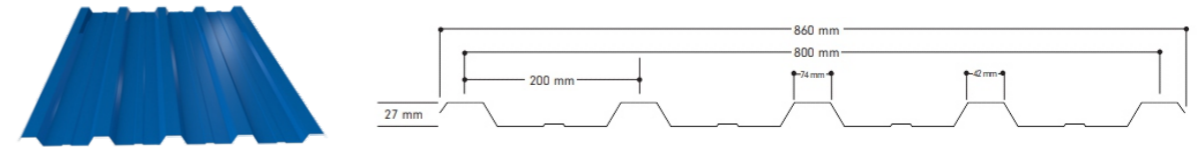
BS110/233 FORM
ROOF CORRUGATED SHEET

BS38/151 Form 6 Ribs Roof and Wall Corrugated Sheet



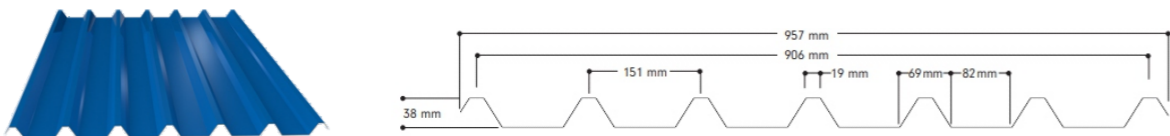
Trapezoidal Sheets Form	Sheet Thickness max./min. (mm)	Width Net (mm)	Coating	Min. Length (mm)	Max. Length (mm) for Truck	Max. Length (mm) for 40 Open Top Container
BS*38/151 6 Ribs	0,50-0,80	906	Polyester/ PVDF/ Plastisol	1000	13500	11950

BS27/200 Form 5 Ribs Roof and Wall Corrugated Sheet



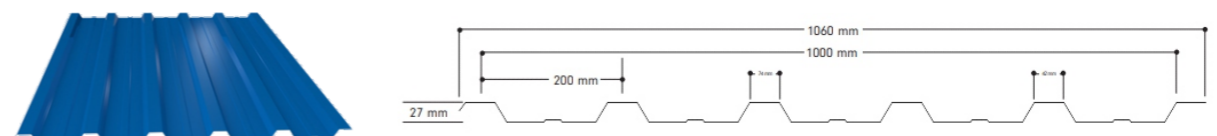
Trapezoidal Sheets Form	Sheet Thickness max./min. (mm)	Width Net (mm)	Coating	Min. Length (mm)	Max. Length (mm) for Truck	Max. Length (mm) for 40 Open Top Container
BS*27/200 5 Ribs	0,50-0,80	800	Polyester/ PVDF/ Plastisol	1000	13500	11950

BS38/151 Form 7 Ribs Roof and Wall Corrugated Sheet



Trapezoidal Sheets Form	Sheet Thickness max./min. (mm)	Width Net (mm)	Coating	Min. Length (mm)	Max. Length (mm) for Truck	Max. Length (mm) for 40 Open Top Container
BS*38/151 7 Ribs	0,50-0,80	755	Polyester/ PVDF/ Plastisol	1000	13500	11950

BS27/200 Form 6 Ribs Roof and Wall Corrugated Sheet



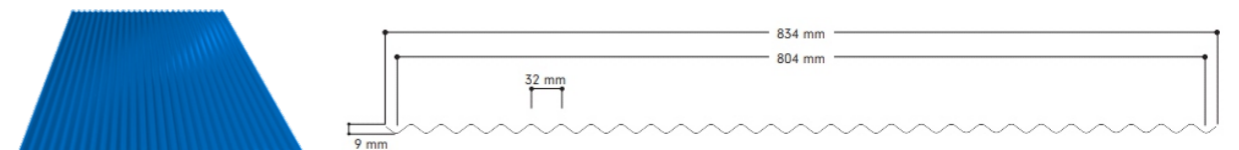
Trapezoidal Sheets Form	Sheet Thickness max./min. (mm)	Width Net (mm)	Coating	Min. Length (mm)	Max. Length (mm) for Truck	Max. Length (mm) for 40 Open Top Container
BS*27/200 6 ribs	0,50-0,80	1000	Polyester/ PVDF/ Plastisol	1000	13500	11950

BS38/151 Form 7 Ribs Acoustic Roof and Wall Corrugated Sheet



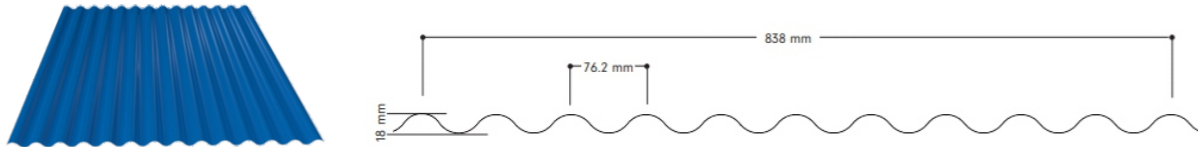
Trapezoidal Sheets Form	Sheet Thickness max./min. (mm)	Width Net (mm)	Coating	Min. Length (mm)	Max. Length (mm) for Truck	Max. Length (mm) for 40 Open Top Container
BS*38/151 7 ribs Acoustic	0,50-0,80	906	Polyester/ PVDF/ Plastisol	1000	13500	11950

BS9/32 Stor Form Corrugated Sheet



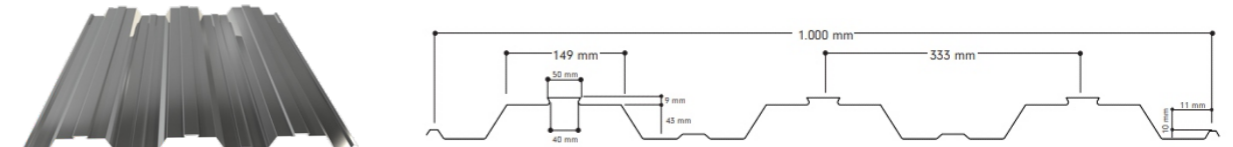
Trapezoidal Sheets Form	Sheet Thickness max./min. (mm)	Width Net (mm)	Coating	Min. Length (mm)	Max. Length (mm) for Truck	Max. Length (mm) for 40 Open Top Container
BS*9/32 Stor Corrugated Sheet	0,50-0,80	804	Polyester/ PVDF/ Plastisol	1000	12000	11950

BS18/76 Sinus Form Roof and Wall Corrugated Sheet



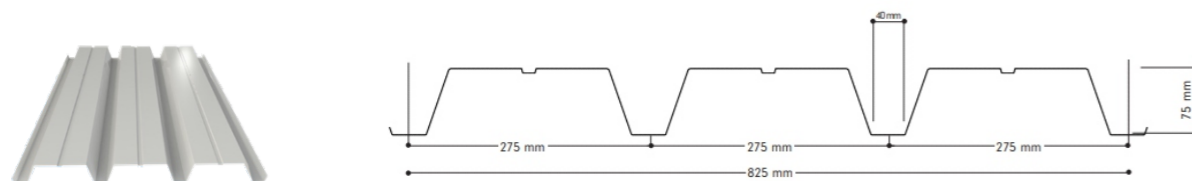
Trapezoidal Sheets Form	Sheet Thickness max./min. (mm)	Width Net (mm)	Coating	Min. Length (mm)	Max. Length (mm) for Truck	Max. Length (mm) for 40 Open Top Container
BS*18/76 Sinus	0,50-0,80	838	Polyester/ PVDF/ Plastisol	1000	13500	11950

BS53/333 Deck Form Corrugated Sheet



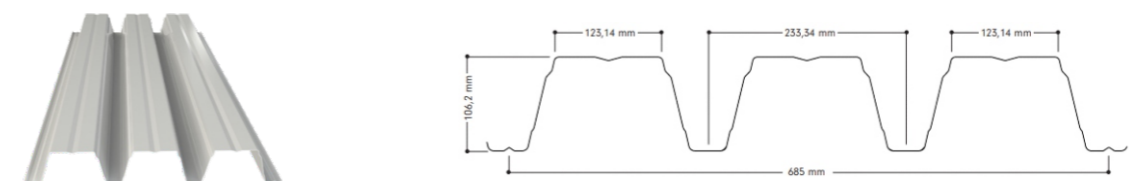
Trapezoidal Sheets Form	Sheet Thickness max./min. (mm)	Width Net (mm)	Coating	Min. Length (mm)	Max. Length (mm) for Truck	Max. Length (mm) for 40 Open Top Container
BS*53/333 Deck Corrugate Sheet	0,80-1,50	1000	Polyester/ PVDF/ Plastisol	1000	12000	11950

BS75/275 Form Roof Corrugated Sheet



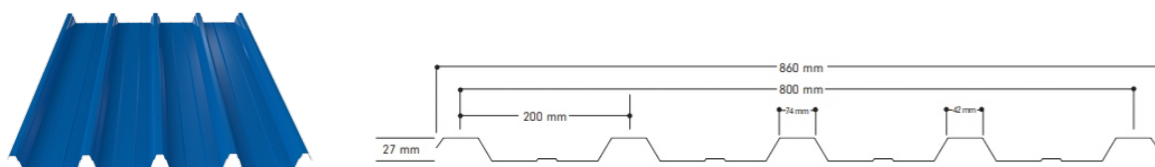
Trapezoidal Sheets Form	Sheet Thickness max./min. (mm)	Width Net (mm)	Coating	Min. Length (mm)	Max. Length (mm) for Truck	Max. Length (mm) for 40 Open Top Container
BS*75/275 Roof Corrugated Sheet	0,50-1,00	825	Polyester/ PVDF/ Plastisol	1000	12000	11950

BS110/233 Form Roof Corrugated Sheet



Trapezoidal Sheets Form	Sheet Thickness max./min. (mm)	Width Net (mm)	Coating	Min. Length (mm)	Max. Length (mm) for Truck	Max. Length (mm) for 40 Open Top Container
BS*110/233 Roof Corrugated Sheet	0,70-1,50	685	Polyester/ PVDF/ Plastisol	1000	12000	11950


BS55/225 Form Roof and Wall Corrugated Sheet



Trapezoidal Sheets Form	Sheet Thickness max./min. (mm)	Width Net (mm)	Coating	Min. Length (mm)	Max. Length (mm) for Truck	Max. Length (mm) for 40 Open Top Container
BS*55/225 roof Wall corrugated sheet	0,50-1,00	900	Polyester/ PVDF/ Plastisol	1000	12000	11950

STANDARD COLOUR OPTIONS


RAL 3009



RAL 5010




RAL 5018




RAL 6021



RAL 7016



RAL 9002



RAL 9006



Polycarbonate Sheet


The goal of polycarbonate sheet products is to use as much daylight as possible while revealing the lowest possible energy expenses. Our products, which are compatible with our Sandwich Panels, are utilized in all types of sloping roof and facade cladding, and have the advantage of being simple and quick to install, allowing you to take advantage of additional daylight. Our high-performance polycarbonate roof and wall light systems provide exceptional long-term light transmission performance as well as thermal and structural performance.

Polycarbonate Usage Areas

Polycarbonate sheets used for lighting savings in industrial buildings, factories, warehouses and roof applications.




POLYCARBONATE TYPE




**B'ISO MULTILIGHT
POLYCARBONATE PANEL**




**BS*P965 PLAIN
POLYCARBONATE PANEL**



**BS*P980 PLAIN
POLYCARBONATE PANEL**



**BS*P895 FLAT
POLYCARBONATE PANEL**



**BS*P1000 PLAIN
POLYCARBONATE PANEL**



**BS*G1000 GRECA
POLYCARBONATE PANEL**



**BS*G1020 GRECA
POLYCARBONATE PANEL**




**BS*G1040 GRECA
POLYCARBONATE PANEL**



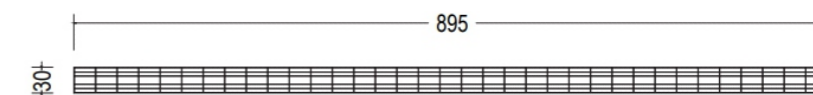

**BS*G1010 GRECA
POLYCARBONATE PANEL**

B'ISO MULTILIGHT POLYCARBONATE PANEL



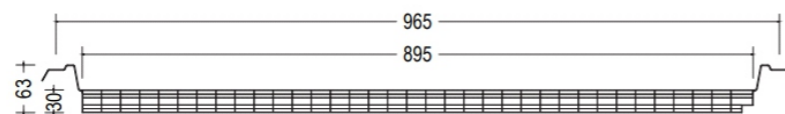
Polycarbonate Form	Sheet Thickness max./min. (mm)	Width Net (mm)	Thermal Conductivity Coefficient	Thermal Expansion Coefficient	Light Transmittance	Temperature Resistance	Min Length (mm)	Max. Length (mm) for Truck	Max. Length (mm) For 40 Open Top Container
B'ISO*Multilight	40	1000	1,15 W/m ² K	0,065 mm/m°C	59% Transparent, 30% Opal	-40 °C / +120 °C	1000	13500	11950

BS*P895 FLAT POLYCARBONATE PANEL



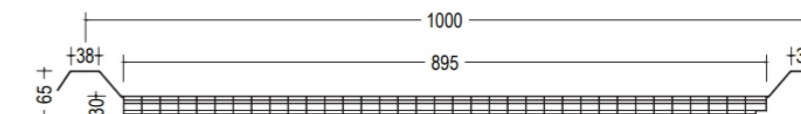
Polycarbonate Form	Sheet Thickness max./min. (mm)	Width Net (mm)	Thermal Conductivity Coefficient	Thermal Expansion Coefficient	Light Transmittance	Temperature Resistance	Min Length (mm)	Max. Length (mm) for Truck	Max. Length (mm) For 40 Open Top Container
BS*P895 Flat	30	895	1,35 W/m ² K	0,065 mm/m°C	59% Transparent, 30% Opal	-40 °C / +120 °C	1000	13500	11950

BS*P965 PLAIN POLYCARBONATE PANEL



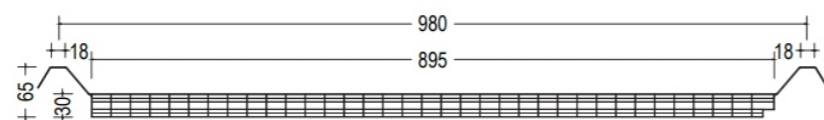
Polycarbonate Form	Sheet Thickness max./min. (mm)	Width Net (mm)	Thermal Conductivity Coefficient	Thermal Expansion Coefficient	Light Transmittance	Temperature Resistance	Min Length (mm)	Max. Length (mm) for Truck	Max. Length (mm) For 40 Open Top Container
BS*P965 Plain	30	965	1,35 W/m ² K	0,065 mm/m°C	59% Transparent, 30% Opal	-40 °C / +120 °C	1000	13500	11950

BS*P1000 PLAIN POLYCARBONATE PANEL



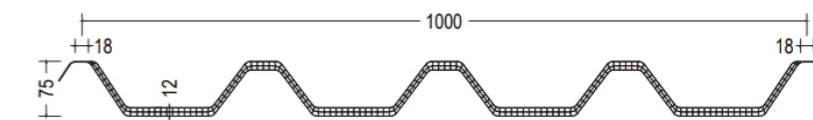
Polycarbonate Form	Sheet Thickness max./min. (mm)	Width Net (mm)	Thermal Conductivity Coefficient	Thermal Expansion Coefficient	Light Transmittance	Temperature Resistance	Min Length (mm)	Max. Length (mm) for Truck	Max. Length (mm) For 40 Open Top Container
BS*P1000 Plain	30	1000	1,35 W/m ² K	0,065 mm/m°C	59% Transparent, 30% Opal	-40 °C / +120 °C	1000	13500	11950

BS*P980 PLAIN POLYCARBONATE PANEL



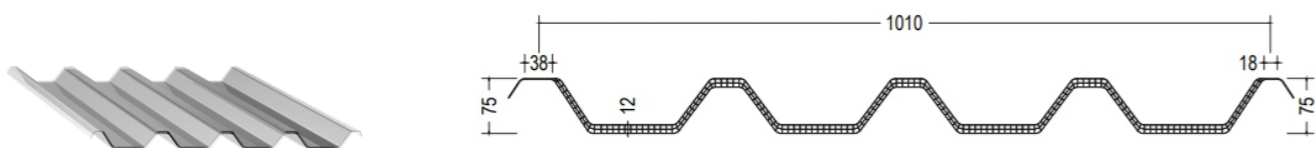
Polycarbonate Form	Sheet Thickness max./min. (mm)	Width Net (mm)	Thermal Conductivity Coefficient	Thermal Expansion Coefficient	Light Transmittance	Temperature Resistance	Min Length (mm)	Max. Length (mm) for Truck	Max. Length (mm) For 40 Open Top Container
BS*P980 Plain	30	980	1,35 W/m ² K	0,065 mm/m°C	59% Transparent, 30% Opal	-40 °C / +120 °C	1000	13500	11950

BS*G1000 GRECA POLYCARBONATE PANEL



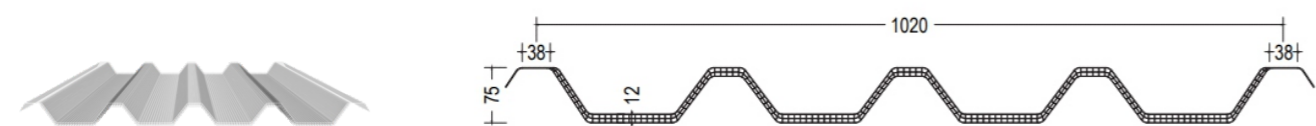
Polycarbonate Form	Sheet Thickness max./min. (mm)	Width Net (mm)	Thermal Conductivity Coefficient	Thermal Expansion Coefficient	Light Transmittance	Temperature Resistance	Min Length (mm)	Max. Length (mm) for Truck	Max. Length (mm) For 40 Open Top Container
BS*G1000 Greca	12	1000	2,30 W/m ² K	0,065 mm/m°C	72% Transparent, 55% Opal	-40 °C / +120 °C	1000	13500	11950

BS*G1010 GRECA POLYCARBONATE PANEL



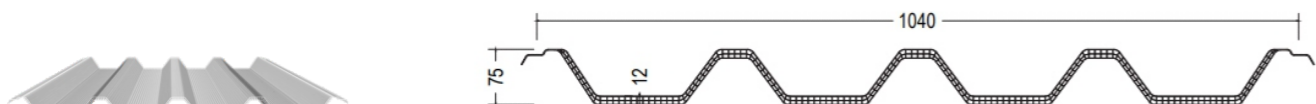
Polycarbonate Form	Sheet Thickness max./min. (mm)	Width Net (mm)	Thermal Conductivity Coefficient	Thermal Expansion Coefficient	Light Transmittance	Temperature Resistance	Min Length (mm)	Max. Length (mm) for Truck	Max. Length (mm) For 40 Open Top Container
BS*G1010 Greca	12	1010	2,30 W/m ² K	0,065 mm/m°C	72% Transparent, 55% Opal	-40 °C / +120 °C	1000	13500	11950

BS*G1020 GRECA POLYCARBONATE PANEL



Polycarbonate Form	Sheet Thickness max./min. (mm)	Width Net (mm)	Thermal Conductivity Coefficient	Thermal Expansion Coefficient	Light Transmittance	Temperature Resistance	Min Length (mm)	Max. Length (mm) for Truck	Max. Length (mm) For 40 Open Top Container
BS*G1020 Greca	12	1020	2,30 W/m ² K	0,065 mm/m°C	72% Transparent, 55% Opal	-40 °C / +120 °C	1000	13500	11950

BS*G1040 GRECA POLYCARBONATE PANEL

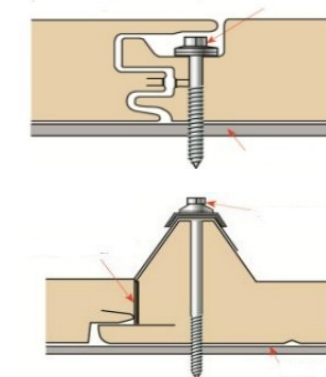



Polycarbonate Form	Sheet Thickness max./min. (mm)	Width Net (mm)	Thermal Conductivity Coefficient	Thermal Expansion Coefficient	Light Transmittance	Temperature Resistance	Min Length (mm)	Max. Length (mm) for Truck	Max. Length (mm) For 40 Open Top Container
BS*G1040 Greca	12	1040	2,30 W/m ² K	0,065 mm/m°C	72% Transparent, 55% Opal	-40 °C / +120 °C	1000	13500	11950

SANDWICH PANEL SCREWS

Drilling Capacity	Thread Diameter	Length	Pieces Per Box
2	4,8x	20	1500
4	4,8x	25	4000
5	5,5x	25	4000
5	5,5x	50	2000
5	5,5x	75	1000
12	5,5x	75	1000
5	5,5x	90	1000
12	5,5x	90	1000
5	5,5x	105	800
12	5,5x	105	800
5	5,5x	120	600
12	5,5x	120	600
5	5,5x	135	500
12	5,5x	135	500
5	5,5x	155	500
12	5,5x	155	500
5	5,5x	175	400
12	5,5x	175	400
5	5,5x	180	400
12	5,5x	180	400
14	5,5x	185	
14	5,5x	245	

*All screws are zinc coated
*Tailor made solutions can be provided in accordance with customer needs.



SCREW CAPS

Screw Cap	Hexagon Head
	Special screw cap is can be produced for different head types




WASHER

Dimensions (mm)	Color (Standart RAL9002)	Package	
20x45	Contact for color alternatives	Sack Bag	3/5 Ribs
30x45	Contact for color alternatives	Sack Bag	3/5 Ribs
42x45	Contact for color alternatives	Sack Bag	Cap Profile
25x25	Contact for color alternatives	Sack Bag	Cap Profile



BITUMINOUS SPONGES



SLIDING DOOR

DESIGNATION	VALUE
THICKNESS	92 - 120 mm
DENSITY	40 (+2) kg/m2
TYPE OF SHEET	CrNi - PVC - POLY
TYPE OF FRAME	POLY - ALUMINIUM - PVC



The frame of the door wing which is formed by injecting polyurethane of 40 + -2 density between two plate sheet (polyester, PVC, plastisol, CrNi) is formed from aluminum profiles. The blade thicknesses are 90 mm for cold rooms and 120 mm for frozen rooms. The cabinet can be made of aluminum or plastic. Handles and all other metal accessories used are non-rusting. The rails are made of aluminum profile, the wheels are composite material. Double row rubber gaskets are used on frozen room doors.

HINGED DOOR

DESIGNATION	VALUE
THICKNESS	68 - 92 mm
DENSITY	40 (+2) kg/m2
TYPE OF SHEET	CrNi - PVC - POLY
TYPE OF FRAME	POLY - ALUMINIUM - PVC



The frame of the door wing, which is formed by injecting 40 + -2 density polyurethane between two plate sheet (polyester, PVC, plastisol, CrNi), is made of aluminum profile. The blade thicknesses are 68 mm for cold rooms and 92 mm for frozen rooms. The hinges are height adjustable. Doors can be made from aluminum profile or plastic profile. Depending on demand, door manufacturing can also be done in the panel. The door locks can be opened from the inside and the antipanic button is fluorescent.

SERVIS BAR DOOR

DESIGNATION	VALUE
TYPE	SINGLE WING - DOUBLE WING
DENSITY	40 (+2) kg/m2
THICKNESS	40 mm
TYPE OF SHEET	CrNi - PVC - POLY
TYPE OF FRAME	ALUMINIUM
DIMENSION OF GLASS	320x450 mm



The frame of the door leaf formed by injecting 40 + -2 density polyurethane between two plate sheets (polyester, PVC, plastisol, CrNi) is formed of aluminum profile. The blade thickness is 40 mm and can be opened in 180 degrees in both directions. Single wing can be made or double wing can be made. Wings can optionally be fitted with a window. Panel and wall mounting. Crates are made of aluminum profile.



www.binaks.com
www.bisolation.com